









★★★★★ (20)

HIKING HOLIDAYS BERNINA TOUR

Hiking: Bernina Tour

Panorama hikes in Engadine

The glaciers of the Bernina massif shine a bright white and are one of the most beautiful panoramas in the Alps. These panoramas will be the backdrop of your unique hiking tour, which will start in the lovely Val Poschiavo with a walk to the nearby lake and further to Bernina pass, following the call of the mountain!

After a short stop at the pass, the trail will take you up to the Diavolezza mountain lodge where you can enjoy the sunset over the peaks of the Bernina massif. After visiting Munt Pers, home of the beautiful mountain fairy, you will descend into the idyllic Val da Fain. This wonderful hike will end on the shores of Lake Sils but not before you have taken a tour through Val Roseg and a march over the Fuorcla Surlej pass.



6 Days / 5 Nights



Self-guided tour

To the online version



ITINERARY

DAY
1

Arrival to Poschiavo

The Rhaetian Railway takes you down to Val Poschiavo through a route that is full of hairpin bends. 90% of the farms in this valley are certified organic. You can take your time and taste the local specialities.

DAY
2

Poschiavo – Bernina Pass

On the second day, you will take the train up to Cadera, the starting point of your hike to the Bernina Pass. The red trains of the Rhaetian Railway will show you the way up to Alp Grüm. Views of the peaceful Val Poschiavo and the ice masses on Piz Palü accompany you from here to Lake Bianco, where you spend the night on the shores of the lake.



approx. 4 h



approx. 11 km



965 m



100 m

DAY
3

Bernina Pass – Diavolezza

The route on day 3 will first take you leisurely along the lakes of the Bernina Pass and then turn into a steep uphill climb to the turquoise-blue Lej da Diavolezza. You will then go past the mountain lodge up to Munt Pers. An old legend says that there once lived a mountain fairy on Munt Pers, who gave Diavolezza and the nearby valley Morteratsch their name.

You will find yourself mesmerised not just by the legend but also by the view of the surrounding peaks and glaciers. After the summit attempt, you will descend to 3'000 meters and spend the night in the mountain lodge.



approx. 5 h



approx. 13 km







1'245 m



530 m





DAY
4**Diavolezza – Pontresina**

On day 4, the cable car helps you to cover some altitude differences and brings you back to the valley. An idyllic path leads you into Val da Fain, where you walk on curvy roads up to Fuorcla Pischa. Countless lakes will accompany you on your descent down to Pontresina. If you want, you can cut the tour short by taking the cable car from Alp Languard.

 approx. 4.5 – 5 h  approx. 11 – 14 km  855 – 875 m
 610 – 1'125 m

DAY
5**Pontresina – Silvaplana**

The gleaming white glaciers in Val Roseg will make your hearts beat faster. The climb to Fuorcla Surlej will also ensure an increase in heart rate. As you reach the top, all the splendour of the Engadine will unfold before your eyes. You will get an unobstructed view of the Sils and Silvaplana lakes and of the proud peaks and glaciers of the Bernina range. From Murtel, you can take the cable car down to your stopover.

 approx. 5 h  approx. 14 km  1'075 m  170 m

DAY
6**Silvaplana – Maloja | Departure or extension**

The cable car takes you back to the clear mountain air. From Murtel, you will follow a mountain trail that gently brings you down to Sils Maria. Connoisseurs can end the tour with a boat trip – the hike that takes you past Grevasalvas, location of the first Heidi film, is also equally enjoyable. Destination of your hike: the Maloja Pass.

 approx. 4 h  approx. 15 km  210 m  1'100 m

TOUR CHARACTERISTIC

This tour takes you to high altitudes. Even if you always have the option of shorter, easier routes, basic fitness and surefootedness are a prerequisite for the climbs that can be steep in part.



PRICES & DATES

PLACE OF ARRIVAL: POSCHIAVO

Season 1	Season 2
31.08.2024 - 15.09.2024 Arrival daily	29.06.2024 - 30.08.2024 Arrival daily

Bernina Tour, 6 days, CH-GRWPM-06X		
Base price	1'139.-	1'195.-
Surcharge single room	199.-	199.-

Category: 3 x middle class hotels, 1 x 4* hotel in Pontresina, 1 x mountain inn (shower/toilet in the room)

ADDITIONAL NIGHTS

PLACE OF ARRIVAL: POSCHIAVO

Season 1	Season 2
Aug 31, 2024 - Sep 15, 2024 Arrival daily	Jun 29, 2024 - Aug 30, 2024 Arrival daily

Poschiavo		
Double room p. P.	115.-	115.-
Surcharge single room	40.-	40.-
Maloja		
Double room p. P.	125.-	125.-
Surcharge single room	40.-	40.-

Prices per person in CHF

SERVICES & INFORMATION

Services

Included:

- Accommodation as mentioned incl. breakfast
- Half-board at the Diavolezza mountain lodge
- Daily luggage transfer
- Costs for luggage pick-up at the station (for direct departure)
- Subsidy for arrival by train
- Cable car rides as per the programme
- Carefully elaborated route description
- Travel documents (1 x per room)
- Navigation app and GPS data available
- SwitzerlandMobility-Plus subscription for one year
- Service hotline

Note:

- Rhaetian Railway journey from Poschiavo to Cadera not included (approx. CHF 4.- per person)
- Tourist tax, if due, is not included in the price
- Reservation fee of CHF 20.- per adult (incl. legally required customer money protection)

Information

Arrival/Departure:

- Arrival by public transport to Poschiavo.
- Departure by public transport from St. Moritz. In case of direct departure, luggage will be returned to the luggage counter by 5:00 p.m. at the latest.

Arrival by train:

Leave the car at home! For every bike, biking or hiking tour in Switzerland, you will receive an SBB coupon per participant, which you can use to **deduct CHF 10 from the ticket price** for traveling by train. The reduction can be obtained in the SBB online store or in the SBB app.

On many trips, we use the luggage counters at the stations at the beginning and at the end to hand over the suitcases. You can conveniently combine this right away when you arrive by train. **If you are a GA owner, you can provide this information when booking. We will credit you the amount on the invoice.** If you don't need the coupon for the trip itself, you can use it during the year. Unfortunately, a retroactive refund is not possible for administrative reasons.

Travel documents

Travel documents "digital"

We reduce the amount of printed documents. You will receive instructions to help you find your way around using the Eurotrek Travel Guide App. We provide you with further information online.


In advance you will receive a package of documents with the following contents:


- Your travel program
- Luggage tags
- Description of how to use the app
- Any vouchers
- Detailed program with map sections

The Eurotrek Travel Guide App will help you additionally to find your way around. In addition to your digital map, you will find further information about your booked trip. The app is also available offline, simply download the trip in advance.

CONTACT & BOOKING

Do you still have questions about the tour? We are happy to help and look forward to your inquiry.

 +41 443161000

 eurotrek@eurotrek.ch

Book now