











★★★★★ (6)

HIKING HOLIDAYS VIA ALBULA & BERNINA SOUTH MORTERASCH - TIRANO

Hiking: Via Albula & Bernina

The world’s most beautiful train line

The hiking trail runs along the Albula and Bernina lines of the Rhaetian Railway and repeatedly offers views of a 120-year-old work of art in a magnificent alpine landscape. Countless bridges and spectacular viaducts blend harmoniously into the landscape. The railway line is rightly a UNESCO World Heritage Site. Highlights along the route include the Landwasser Viaduct, the glaciers of the Bernina Group and the descent into the Italian Valtellina.



4 Days / 3 Nights



Self-guided tour

To the online version



ITINERARY

DAY
1

Arrival to Morteratsch | Morteratsch – Alp Grüm

Through moorland and Alpine pastures to the Berninapass. One highlight follows another. The Stazerwald forest, Pontresina, the Morteratsch glacier world, Lago Bianco-Lej Nair watershed and Grisons highest mountain, Piz Bernina.

After the white glacier waters of Lago Bianco, the route leads up to the fantastic vantage point of Sassal Mason with views of Piz Palü, its glacier seeming almost close enough to touch, the heart-shaped Lagh da Palü, Alp Grüm and Val Poschiavo.

 approx. 4.5 h  approx. 16 km  1'320 m  880 m

DAY
2

Alp Grüm – Poschiavo





Worthwhile detour to the glacial mills of Cavaglia, made accessible with great effort. Just like the Rhaetian Railway, the hiking trail winds down the slope to the Poschiavo valley floor.

 approx. 3 h  approx. 10 km  30 m  1'155 m

DAY
3

Poschiavo – Tirano

Along the way, the massive curved Brusio viaduct will amaze you. The varied route leads through orchards, chestnut groves and vineyards to Italy. S. Perpetua in Tirano gives an excellent overview of the Mediterranean landscape and the town with its venerable palazzi.

 approx. 4.5 h  approx. 19 km  380 m  950 m

DAY
4

Departure or extension

TOUR CHARACTER

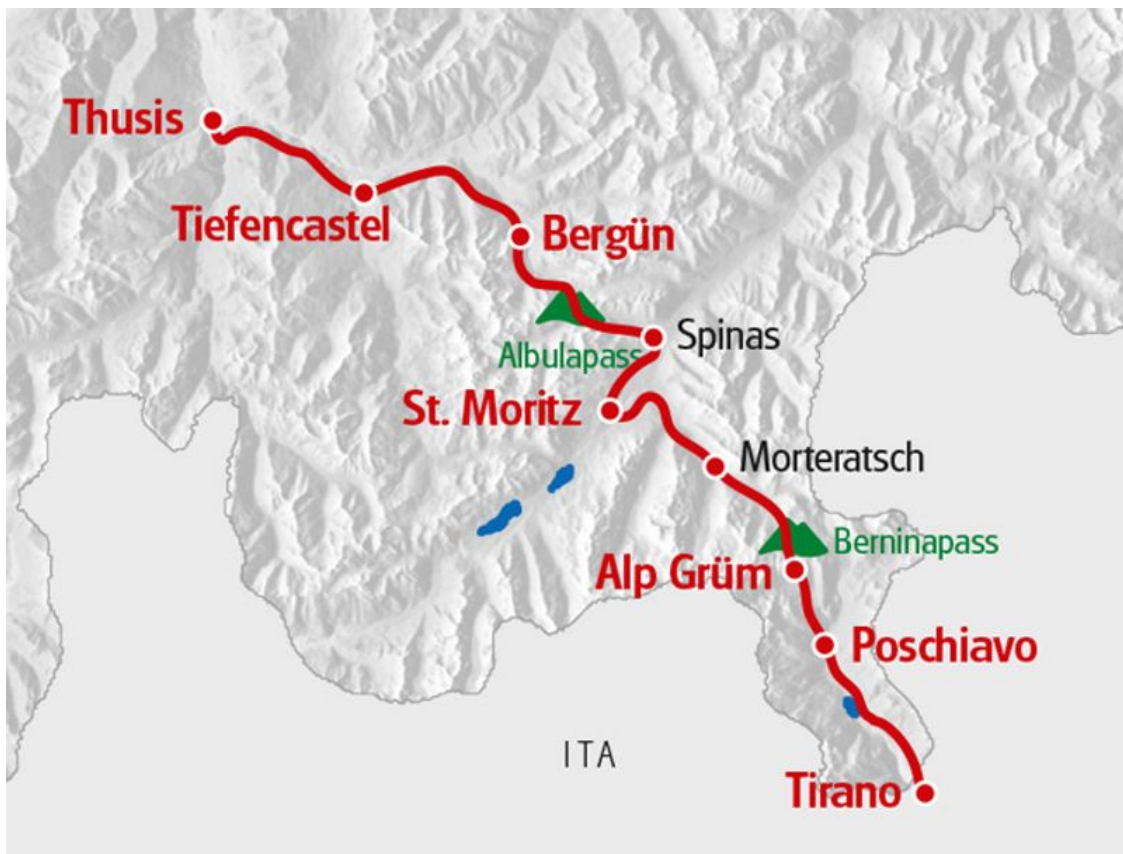
It is easy to shorten the long legs in the beginning of the trip. If you want to walk everything good stamina is needed. Some of the trails lead over narrow and rocky paths. Surefootedness is needed.

The Via Albula/Bernina at SwitzerlandMobility

- [Details about the route](#)

The Via Albula in Engadin St. Moritz

- [Long distance hikes in Engadin St. Moritz](#)



PRICES & DATES

PLACE OF ARRIVAL: MORTERATSCH

Season 1	Season 2
14.09.2024 - 29.09.2024 Arrival daily	15.06.2024 - 13.09.2024 Arrival daily

Via Albula & Bernina South, 4 days, CH-GRWMT-04X

Base price	639.-	659.-
Surcharge single room	95.-	95.-

Category: 3* hotels

ADDITIONAL NIGHTS

PLACE OF ARRIVAL: MORTERATSCH

Season 1	Season 2
Sep 14, 2024 - Sep 29, 2024 Arrival daily	Jun 15, 2024 - Sep 13, 2024 Arrival daily

Tirano

Double room p.P.	59.-	59.-
Surcharge Single room	20.-	20.-

Prices per person in CHF

SERVICES & INFORMATION

Services

Included:

- Accommodation as mentioned incl. Breakfast
- Daily luggage transfer
- Costs for luggage pick-up at the station (for direct arrival)
- Subsidy for arrival by train
- Railway pass Thuis – Tirano 2. class (valid for all regular train connections along the way)
- Carefully elaborated route description
- Travel documents (1 x per room)
- Navigation app and GPS data available
- SwitzerlandMobility-Plus subscription for one year
- Service hotline

Note:

- Tourist tax, if due, is not included in the price
- Reservation fee of CHF 20.- per adult (incl. legally required customer money protection)

Information

Arrival/Departure:

- Arrival by public transport to Pontresina. For direct arrival: Luggage must be handed in at the luggage counter by 10:00 a.m. at the latest.
- Departure by public transport from Tirano.

Arrival by train:

Leave the car at home! For every bike, biking or hiking tour in Switzerland, you will receive an SBB coupon per participant, which you can use to **deduct CHF 10 from the ticket price** for traveling by train. The reduction can be obtained in the SBB online store or in the SBB app.

On many trips, we use the luggage counters at the stations at the beginning and at the end to hand over the suitcases. You can conveniently combine this right away when you arrive by train. **If you are a GA owner, you can provide this information when booking. We will credit you the amount on the invoice.** If you don't need the coupon for the trip itself, you can use it during the year. Unfortunately, a retroactive refund is not possible for administrative reasons.

Travel documents

Travel documents "digital"

We reduce the amount of printed documents. You will receive instructions to help you find your way around using the Eurotrek Travel Guide App. We provide you with further information online.

In advance you will receive a small package of documents with the following contents:

- Your travel program
- Luggage tags
- Description of how to use the app
- Any vouchers

The Eurotrek Travel Guide App will help you find your way around. In addition to your digital map, you will find further information about your booked trip. The app is also available offline, simply download the trip in advance.

CONTACT & BOOKING

Do you still have questions about the tour? We are happy to help and look forward to your inquiry.

 +41 443161000

 eurotrek@eurotrek.ch

Book now