















★★★★★ (3)

## CYCLING HOLIDAYS INN-ROUTE MALOJA - SCUOL

Cycling holidays Inn-Route Maloja - Scuol

### Free as the wind

After the valley wind of the Bergell has helped overcome the Maloja Pass, the air rushes down the Engadine. This so-called Maloja wind gives you the necessary thrust for a brisk ride on the coming cycling days. Gliders and kite surfers dance merrily in the sun above the lakes of Sils and Silvaplana and the tower of the St. Mauritius church near St. Moritz soon becomes visible. I wonder if it is because of the Maloja wind that it is a little crooked?



Continue through the small villages of the Upper Engadine till you reach the Swiss National Park. The sweet scents of the Vinschgau Valley already waft up to you at the top of the Ofenpass, but your tour continues along the Inn Cycle Path further into the Lower Engadine after the detour into the Münster Valley. Only a mild breeze remains of the Maloja wind, which has led you through one of the most beautiful regions of Switzerland.




5 Days / 4 Nights



Self-guided tour

To the online version





# ITINERARY

DAY  
1

## Arrival to Maloja

DAY  
2

## Maloja – Celerina

Countless kites and paragliders float above the lakes of Sils and Silvaplana on beautiful days, offering a fantastic panoramic view together with the snowy peaks of the Upper Engadine. Glamorous city life in St. Moritz followed by contemplative peace in Celerina.

 approx. 25 km       230 m       325 m

DAY  
3

## Celerina – Zernez

The small villages of the Engadine are strung together like a string of pearls and offer beautiful façade paintings and well-preserved village centres. S-chanf is the destination of the world-famous ski marathon, Zernez the gateway to the Swiss National Park.

 approx. 35 km       360 m       600 m

DAY  
4

## Round trip Val Müstair

Today’s tour takes you through the national park and over the Ofenpass into the Münster Valley. Arriving in Müstair, you visit the world-famous monastery before the bus takes you back to Zernez.

 approx. 35 km       945 m       1'040 m



DAY  
5

Zernez – Scuol | Departure or extension

The valley narrows in the Lower Engadine. The pretty villages of Guarda and Ardez invite you to rest, Ftan is the birthplace of the Grison nut cake. Shortly before Scuol, Tarasp Castle greets you majestically from the other side of the valley.

 approx. 32 km

 640 m

 905 m

---



# TOUR CHARACTER

The "highlight" of this tour is the trip over the Ofenpass when visiting the Münstertal. Otherwise, it is rather the constant ups and downs in the Inn Valley that demand strength. However, the short stages make this tour easy for normally trained cyclists.

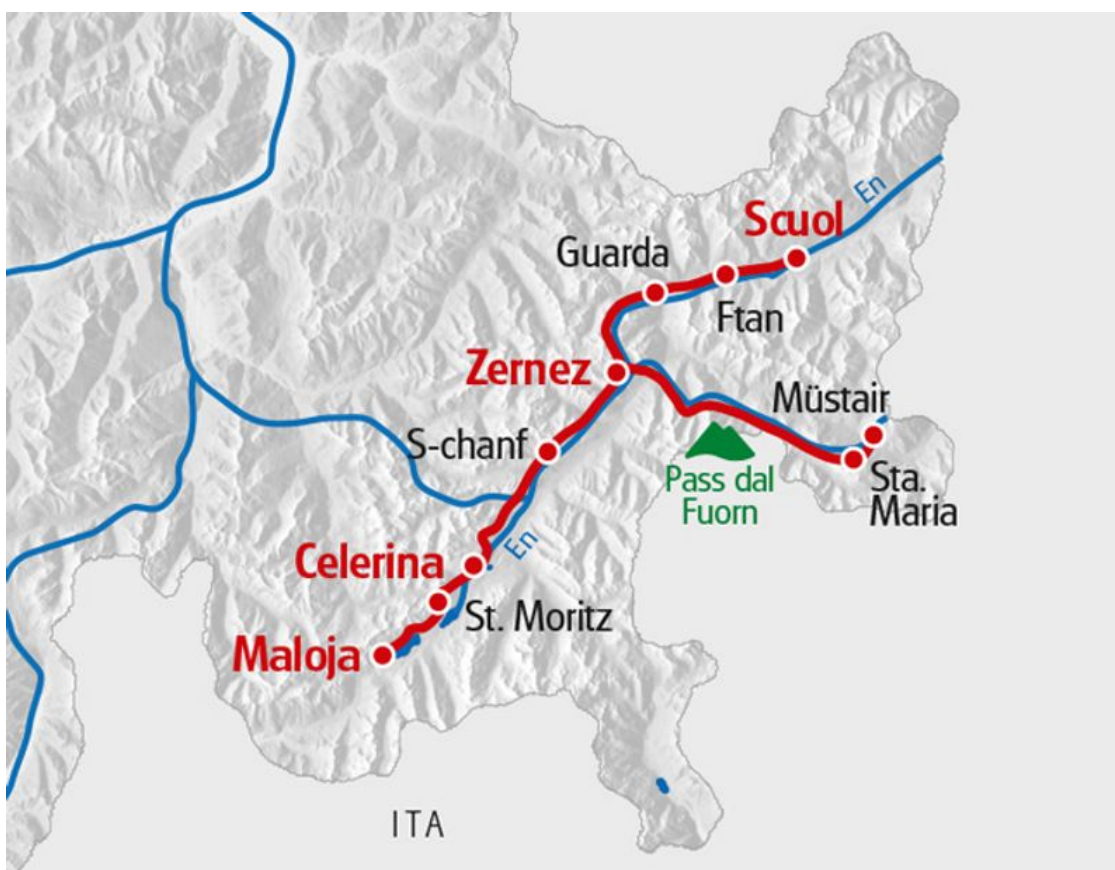
Find more information about the region [here](#).

## The Inn-Radweg at SwitzerlandMobility

- [Details about the route](#)

## The Val Müstair at SwitzerlandMobility

- [Details about the route](#)





PRICES & DATES

PLACE OF ARRIVAL: MALOJA

	Season 1 14.09.2024 - 29.09.2024   Arrival daily	Season 2 15.06.2024 - 13.09.2024   Arrival daily
Inn Cycle Route Maloja – Scuol, 5 days, CH-GRRMS-05X		
Base price	859.-	895.-
Surcharge single room	175.-	175.-

Category: Middle class hotels

ADDITIONAL NIGHTS

PLACE OF ARRIVAL: MALOJA

	Season 1 Sep 14, 2024 - Sep 29, 2024   Arrival daily	Season 2 Jun 15, 2024 - Sep 13, 2024   Arrival daily
Maloja		
Double room p.P.	125.-	125.-
Surcharge single room	40.-	40.-
Scuol		
Double room p.P.	79.-	79.-
Surcharge single room	40.-	40.-

Our rental bikes

Price

---

Countrybike 27-gear	125.-
Electric bicycle	229.-

Prices per person in CHF



# SERVICES & INFORMATION

## Services

### Included:

- Accommodation in your selected category incl. breakfast
- Daily luggage transfer
- Costs for luggage pick-up at the station
- Subsidy for arrival by train
- Admission monastery museum in Müstair
- Carefully elaborated route description
- Travel documents (1 x per room)
- Navigation app and GPS data available
- SwitzerlandMobility-Plus subscription for one year
- Service hotline

### Note:

- Bus journey Müstair – Zerneß not included (approx. CHF 30.- with bicycle)
- Tourist tax, if due, is not included in the price
- Reservation fee of CHF 20.- per adult (incl. legally required customer money protection)

## Information

### Arrival/Departure:

- Arrival by public transport to Maloja.
- Departure by public transport from Scuol. For direct departure: Suitcases will be returned to the luggage counter by 5:00 p.m. at the latest.

### Arrival by train:

Leave the car at home! For every bike, biking or hiking tour in Switzerland, you will receive an SBB coupon per participant, which you can use to **deduct CHF 10 from the ticket price** for traveling by train. The reduction can be obtained in the SBB online store or in the SBB app. On many trips, we use the luggage counters at the stations at the beginning and at the end to hand over the suitcases. You can conveniently combine this right away when you arrive by train. **If you are a GA owner, you can provide this information when booking. We will credit you the amount on the invoice.** If you don't need the coupon for the trip itself, you can use it during the year. Unfortunately, a retroactive refund is not possible for administrative reasons.

## Travel documents

**Travel documents "digital"**

We reduce the amount of printed documents. You will receive instructions to help you find your way around using the Eurotrek Travel Guide App. We provide you with further information online.

In advance you will receive a small package of documents with the following contents:


- Your travel program
- Luggage tags
- Description of how to use the app
- Any vouchers


The Eurotrek Travel Guide App will help you find your way around. In addition to your digital map, you will find further information about your booked trip. The app is also available offline, simply download the trip in advance.



# CONTACT & BOOKING

Do you still have questions about the tour? We are happy to help and look forward to your inquiry.

 +41 443161000

 eurotrek@eurotrek.ch

**Book now**