

★★★★★ (14)

HIKING HOLIDAYS VIA SPLUGA

Hiking: Via Spluga

The most beautiful path over the alps

Via Spluga offers a wonderful mix of history and culture, perfectly embedded in a long distance hike that leads through one of the most beautiful parts of Switzerland. The first legs lead through the gorges of Rofla and Viamala.

After these rough landscapes the gentle of Rhine and the quiet mountain lakes show a complete different picture of the Swiss alps. Take a break in the charming village Splügen before walking up to Splügenpass that leads towards Italy. These paths belong to the oldest trading routes in Europe and were already used by the Romans.





6 Days / 5 Nights



Self-guided tour

To the online version




ITINERARY


DAY


1


Arrival to Thusis | Thusis – Andeer

Baggage drop-off in Thusis. Hiking path through the dramatic Viamala-Schlucht (gorge) and Schams with numerous cultural monuments (e.g. church in Zillis) and traffic constructions (Traversiner suspension bridge and Punt da Suransuns, Wildener bridges, Rania bridge). Relaxation in the Andeer spa.

 approx. 6 h

 approx. 17 km

 1'000 m

 715 m

DAY

2

Andeer – Splügen

Ingeniously laid path through the difficult Roflaschlucht (gorge) and the sparsely populated Rheinwald valley floor. Andeer and Splügen offer interesting townscapes. The Rheinwalder Valley Museum Crestawald Fortress Museum and Roflaschlucht cliff path are worth a visit.

 approx. 5 h

 approx. 14 km

 920 m


 430 m


DAY


3


Circular hike Surettaseen

Today's walk leads you up to Bodmastafel. A trail leads you past the peaks of the Alps of Rhäzüns up to the plateau of Suretta. Sparkling lakes and nice views await you here before you walk past the viewpoint Franzisch-Grind back to Splügen.

 approx. 4 – 5 h

 approx. 13 km

 860 m


 860 m


DAY


4


Splügen – Isola/Madesimo

Alpine hike over the Splügenpass on a unique mule trail with an exposed descent through the gorge of the Val Cardinello. En route: historic traffic constructions (engineered road with marble bridges and avalanche galleries). The refuge in Isola is now a guest house.

 approx. 6 h

 approx. 18 km





 990 m

 1'190 m

DAY
5

Isola/Madesimo – Chiavenna

Following the course of the Liro, through shady chestnut woods in the Val San Giacomo to Chiavenna with its southern ambience. Isolated pilgrimage churches of San Giacomo Filippo and Gallivaggio, Italian savoir vivre in Chiavenna’s vibrant Centro Storico.

 approx. 5 h  approx. 18 km  330 m  1'240 m

DAY
6

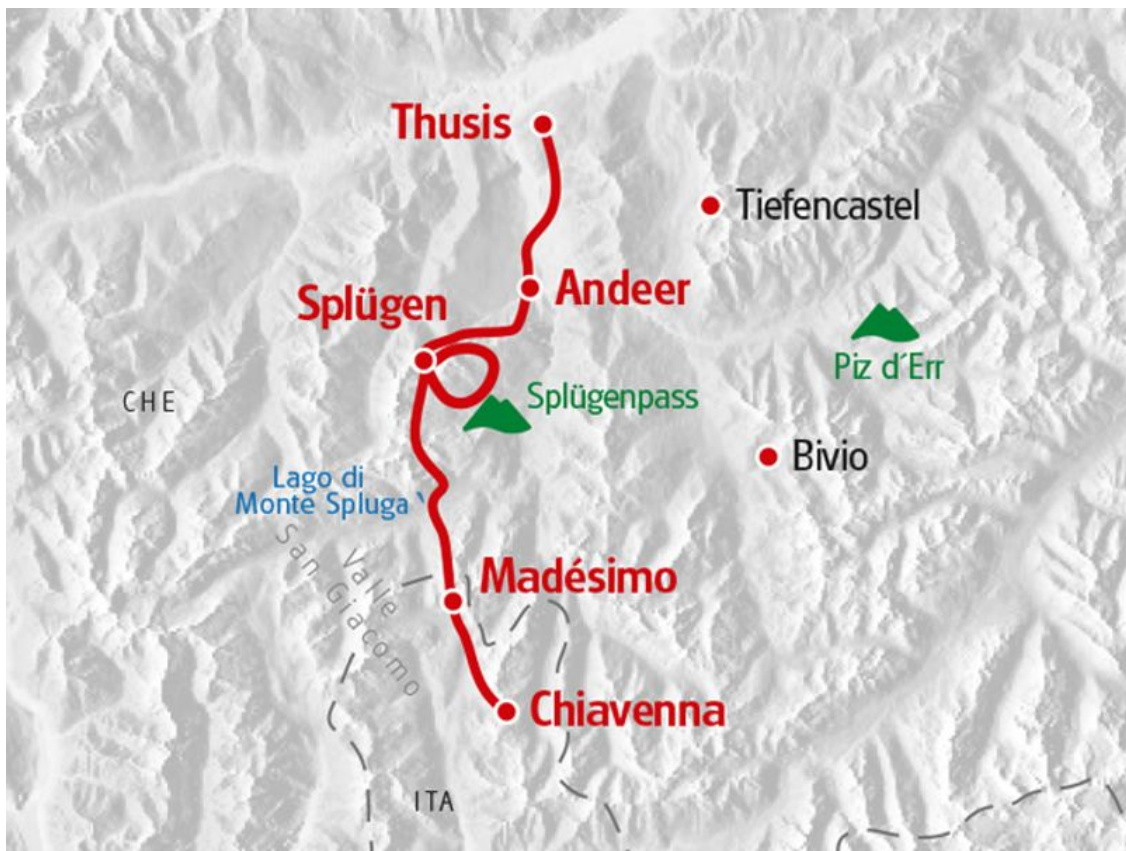
Departure or extension

TOUR CHARACTER

Surefootedness is needed for the alpine hiking trails. Two legs are quite long and you need to be in a good physical condition to be able to go on this hike. The trails in the gorges lead over tarmac paths that might be slippery.

The ViaSpluga at SwitzerlandMobility

- [Details about the route](#)



PRICES & DATES

PLACE OF ARRIVAL: THUSIS

Season 1	Season 2
14.09.2024 - 29.09.2024 Arrival daily	15.06.2024 - 13.09.2024 Arrival daily

Via Spluga, 7 days, CH-GRWTC-06X

Base price	925.-	995.-
Surcharge single room	395.-	395.-

Category: 3* hotels & local inn

ADDITIONAL NIGHTS

PLACE OF ARRIVAL: THUSIS

Season 1	Season 2
Sep 14, 2024 - Sep 29, 2024 Arrival daily	Jun 15, 2024 - Sep 13, 2024 Arrival daily

Thusis

Double room p. P.	99.-	99.-
Surcharge single room	50.-	50.-

Chiavenna

Double room p. P.	75.-	75.-
Surcharge single room	35.-	35.-

Prices per person in CHF

SERVICES & INFORMATION

Services

Included:

- Accommodation as mentioned incl. breakfast
- Daily luggage transfer
- Costs for luggage pick-up at the station (for direct arrival)
- Subsidy for arrival by train
- Entrance to the Roffla and Viamala Gorge
- Carefully elaborated route description
- Travel documents (1 x per room)
- Navigation app and GPS data available
- SwitzerlandMobility-Plus subscription for one year
- Service hotline

Note:

- Tourist tax, if due, is not included in the price
- Reservation fee of CHF 20.- per adult (incl. legally required customer money protection)

Information

Arrival/Departure:

- Arrival by public transport to Thusis. For direct arrival: Suitcases must be handed in at the luggage counter by 10:00 a.m. at the latest.
- Departure by public transport from Chiavenna.

Arrival by train:

Leave the car at home! For every bike, biking or hiking tour in Switzerland, you will receive an SBB coupon per participant, which you can use to **deduct CHF 10 from the ticket price** for traveling by train. The reduction can be obtained in the SBB online store or in the SBB app.

On many trips, we use the luggage counters at the stations at the beginning and at the end to hand over the suitcases. You can conveniently combine this right away when you arrive by train. **If you are a GA owner, you can provide this information when booking. We will credit you the amount on the invoice.** If you don't need the coupon for the trip itself, you can use it during the year. Unfortunately, a retroactive refund is not possible for administrative reasons.

Travel documents

Travel documents "digital"

We reduce the amount of printed documents. You will receive instructions to help you find your way around using the Eurotrek Travel Guide App. We provide you with further information online.

In advance you will receive a small package of documents with the following contents:

- Your travel program
- Luggage tags
- Description of how to use the app
- Any vouchers

The Eurotrek Travel Guide App will help you find your way around. In addition to your digital map, you will find further information about your booked trip. The app is also available offline, simply download the trip in advance.

CONTACT & BOOKING

Do you still have questions about the tour? We are happy to help and look forward to your inquiry.

 +41 443161000

 eurotrek@eurotrek.ch

Book now