









★★★★★ (1)

# HIKING HOLIDAYS VIA FRANCIGENA SOUTH

Hiking: Via Francigena

## Archbishop Siegerich’s pilgrmiage

The Via Francigena follows the footsteps of Archbishop Sigerich, who undertook the march from Canterbury to Rome several times by foot. The most arduous stages took him across the Alps. Mule trails wind high into the mountains after Martigny and lead you to the Great St. Bernard and the Italian border. The descent into the wild and romantic valley leads you in the footsteps of the Romans along old irrigation channels to the famous town of Aosta.



6 Days / 5 Nights



Self-guided tour

To the online version







# ITINERARY

DAY  
1

## Arrival at Martigny | Martigny – Orsières

By train to Martigny. This stage marks the end of the climb to the Grossen Sankt Bernhard-Pass. From Martigny a steep path leads over the narrow Les Trappistes pass to the medieval village of Sembrancher. From here the route follows the Napoleon-Weg.





 approx. 5.5 h     approx. 18 km     745 m     335 m

---

DAY  
2

## Orsières – Bourg-Saint-Pierre

This stage leads first along a forest path, first west then east of the river, on the historic path from Liddes to the small Notre-Dame-de-Lorette Chapel before Bourg-Saint-Pierre.





 approx. 4.5 h     approx. 15 km     970 m     190 m

---

DAY  
3

## Bourg-St-Pierre – Col du Gd St-Bernard

Undoubtedly the most symbolic stage on the Via Francigena! The way to the pass leads along a road which has served the whole of Europe for 2'000 years. Countless archaeological sites line the ascent, above all in L'Hospitalet and on the Barasson-Pass.





 approx. 4.5 h     approx. 13 km     1'045 m     305 m

---

DAY  
4

## Col du Gd St-Bernard – Étroubles

The descent to the Aosta Valley begins immediately after the pass. A pilgrim's path leads down the valley flank to Italy and takes you to the small village of St. Rhémy. Shortly afterwards the roofs of the villages Étroubles and Echevennoz come into sight.





 approx. 4.5 h     approx. 15 km     60 m     1'275 m

---

DAY  
5

Étroubles – Aosta

Old irrigation canals called "Rus" lie along your way today. In addition to the flat passages along these canals, steep descents await you today. In Roman times, Aosta was a flourishing trading town. Today, the village is famous for its alpine experiences.

 approx. 4.5 h       approx. 14 km       240 m       890 m

DAY  
6

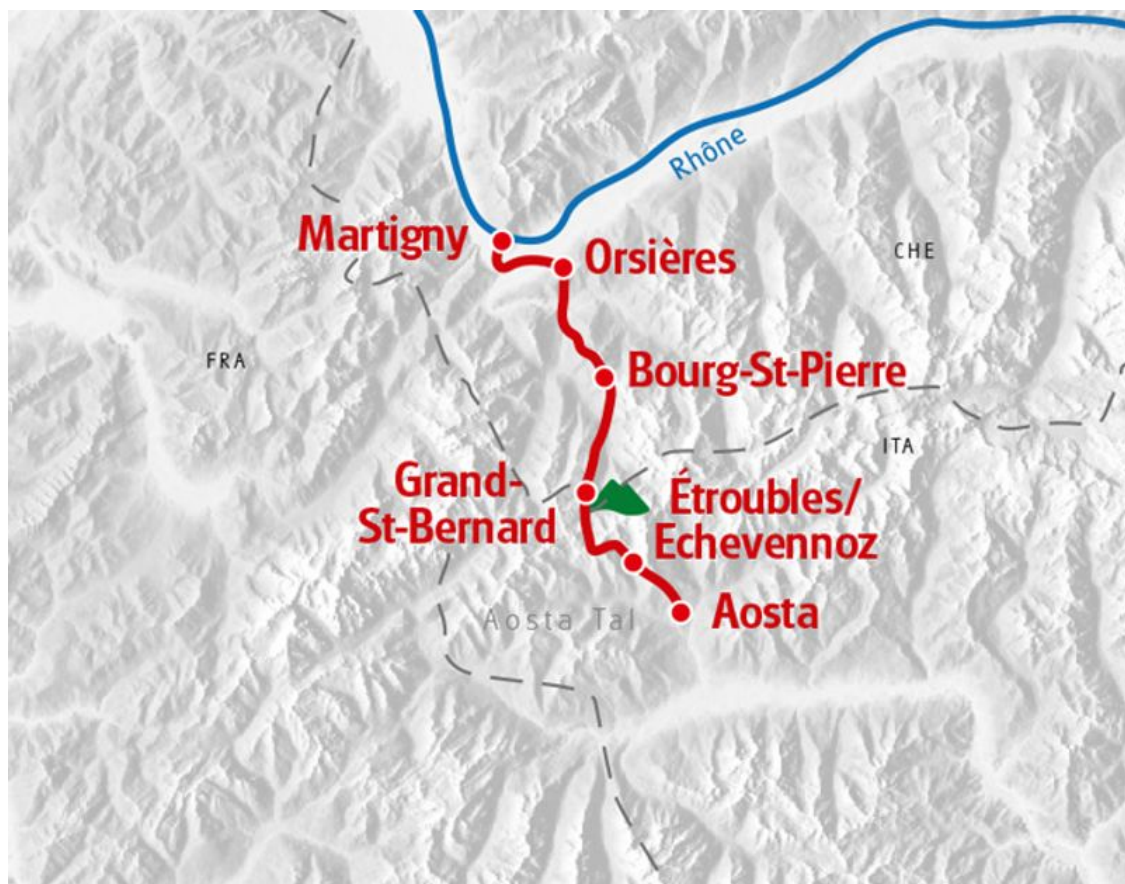
Departure or extension

# TOUR CHARACTER

Basic fitness is required at the beginning, towards the end sure-footedness. The tour leads from Martigny into the Valais Alps and culminates in the ascent of the Great St. Bernard. On pilgrims' paths and along old irrigation channels down into the Aosta Valley.

## The Via Francigena at Switzerland Mobility

- [Details about the route](#)



# PRICES & DATES

## PLACE OF ARRIVAL: MARTIGNY

| Season 1                                   | Season 2                                  |
|--|---|
| 14.09.2024 - 29.09.2024  <br>Arrival daily | 15.06.2024 - 13.09.2024  <br>Arriva daily |

Via Francigena South, 6 days, CH-WSWMA-06X

|                       |       |       |
|-----------------------|-------|-------|
| Base price            | 775.- | 845.- |
| Surcharge single room | 239.- | 239.- |

Category: Middle class hotels and mountain inns

# ADDITIONAL NIGHTS

## PLACE OF ARRIVAL: MARTIGNY

| Season 1                                       | Season 2                                      |
|--|---|
| Sep 14, 2024 - Sep 29, 2024  <br>Arrival daily | Jun 15, 2024 - Sep 13, 2024  <br>Arriva daily |

Martigny

|                       |      |      |
|-----------------------|------|------|
| Double room p. P.     | 95.- | 95.- |
| Surcharge single room | 40.- | 40.- |

Aosta

|                       |      |      |
|-----------------------|------|------|
| Double room p. P.     | 79.- | 79.- |
| Surcharge single room | 40.- | 40.- |

Prices per person in CHF



# SERVICES & INFORMATION

## Services

### Included:

- Accommodation as mentioned incl. breakfast
- Daily luggage transfers
- Pilger pass
- Costs for luggage pick-up at the station (for direct arrival and departure)
- Subsidy for arrival by train
- Carefully elaborated route description
- Travel documents (1 x per room)
- Navigation app and GPS data available
- SwitzerlandMobility-Plus subscription for one year
- Service hotline

### Note:

- Tourist tax, if due, is not included in the price
- Reservation fee of CHF 20.- per adult (incl. legally required customer money protection)

## Information

### Arrival/Departure:

- Arrival by public transport to Martigny. Drop off your luggage at the luggage counter by 10:00 a.m. at the latest.
- Departure by Flixbus to Geneva. (3 hours, several connections daily, [www.flixbus.ch](http://www.flixbus.ch))

### Arrival by train:

Leave the car at home! For every bike, biking or hiking tour in Switzerland, you will receive an SBB coupon per participant, **which you can use to deduct CHF 10 from the ticket price for traveling by train.** The reduction can be obtained in the SBB online store or in the SBB app.

On many trips, we use the luggage counters at the stations at the beginning and at the end to hand over the suitcases. You can conveniently combine this right away when you arrive by train. **If you are a GA owner, you can provide this information when booking. We will credit you the amount on the invoice.** If you don't need the coupon for the trip itself, you can use it during the year. Unfortunately, a retroactive refund is not possible for administrative reasons.

## Travel Documents

**Travel documents "digital"**

We reduce the amount of printed documents. You will receive instructions to help you find your way around using the Eurotrek Travel Guide App. We provide you with further information online.

In advance you will receive a small package of documents with the following contents:


- Your travel program
- Luggage tags
- Description of how to use the app
- Any vouchers


The Eurotrek Travel Guide App will help you find your way around. In addition to your digital map, you will find further information about your booked trip. The app is also available offline, simply download the trip in advance.



# CONTACT & BOOKING

Do you still have questions about the tour? We are happy to help and look forward to your inquiry.

 +41 443161000

 eurotrek@eurotrek.ch

**Book now**