



★★★★★ (1)

HIKING HOLIDAYS HUT TREKKING BERNER OBERLAND

Eurotrek Alpine: hut trekking Berner Oberland

Perfect hiking days

What makes a good hike? Breath-taking views of snow-capped mountains? Charming hosts, cosy parlours and a tasty “z’Nacht” (dinner/supper)? Or is it the successful conquering of a summit or the crossing of a mountain pass? If these are your criteria, then the Bernese Oberland is sure to offer you a perfect hiking day.

Your trek begins in the mountaineer’s village Saxeten and leads you up into clear heights. Every day a new hut awaits you at over 2’000 meters and each of the challenging stages reward you with stunning views of the highest peaks the Oberland can offer. Sharpen your pencil and be ready to give out the highest marks all around on every day.




6 Days / 5 Nights



Self-guided tour

To the online version







ITINERARY

DAY
1

Arrival in Interlaken | Saxeten – Lobhornhütte

Arrival in Interlaken, luggage drop-off and bus ride to Saxeten. A narrow path leads out of the village and ascends relatively mildly through the Dachswald.

At the top you can take a detour to Bällehöchst. Jungfrau, Lake Brienz, Schratteflue: You see it all from this amazing viewpoint. Subsequently a rocky descend to the Schärhubel takes you past the Sulsseewli to the hut Lobhornhütte.





 approx. 4 h  approx. 9 km  1'065 m  240 m

DAY
2

Lobhornhütte – Schilthornhütte

You continue up the Sousegg Mountain followed by a steep descend into the Soustal. A lonely trail follows the creek into the valley. Then, you climb a steep ascent up to the Bietenlücke.

Daring mountaineers are welcome to conquer the summit of the Bietenhorn. The Schilthornhütte is situated directly beneath the saddle and offers a magnificent view of the close by four-thousanders.


 approx. 5 h  approx. 11 km  1'315 m  840 m

DAY
3

Schilthornhütte – Gspaltenhornhütte





The journey begins with a greeting by the Schilthorn gondola from top down; the Seewlifurra is the first passage you will pass on this day. The descent to the Rotstockhütte will leave you weak in the knees.

A break restores you for the second stage of today's journey. After the steep winding roads take you up to the Sefinenfurgge, screes and moraines lead you over to the Gspaltenhornhütte. After the last small ascent treat yourself to a refreshing beverage.

 approx. 5 h  approx. 12 km  1'100 m  1'075 m





DAY
4**Gspaltenhornhütte – Blüemlisalphütte**

Today is so mild, it might nearly be classified a rest day. It begins with the descent to the Gamchigletscher Glacier. The Glacier is covered in debris and thus walkable. After the Oberloch, indulge in a short detour to the mountain inn Bundläger, before you tackle the long and spectacular ascent to the Hohtürli. Once you've reached the top, it is but a few meters up to the Blüemlisalphütte.

 approx. 4.5 h  approx. 9 km  1'150 m  770 m

DAY
5**Blüemlisalphütte – Kandersteg**

The descent from the Hohtürli leads over stairs, that were laid over moraines and screes. Steep but not extraordinarily challenging. At the Oberbärgli take the turn to follow an alpine path, that offers a beautiful view of the Oeschinen Lake. Now the trek descends to the bottom of the valley. In Kandersteg some of the fairest chalets of Switzerland await you.

 approx. 5 h  approx. 13 km  760 m  1'685 m

DAY
6**Departure or extension**

TOUR CHARACTER

Intense alpine mountain hike (T3 on the SAC Mountain and Alpine hiking scale). Some sections are secured with ropes and stairs. The trek mostly follows hiking routes, which are tagged with white-red-white signalisation. This trek requires high stamina, surefootedness, absence of vertigo and experience with alpine hikes.

PRICES & DATES

PLACE OF ARRIVAL: INTERLAKEN/SAXETEN

Season 1	Season 2
31.08.2024 - 15.09.2024	29.06.2024 - 30.08.2024
Daily arrival	Daily arrival

Hut Trekking in the Bernese Oberland, 6 days, CH-BDAIK-06X		
Base price	799.-	849.-
Packed lunch	69.-	69.-
Deduction for SAC members	-48.-	-48.-
Surcharge single room	59.-	59.-

Category: Dormitories in the SAC huts, 4* hotel in Kandersteg

ADDITIONAL NIGHTS

PLACE OF ARRIVAL: INTERLAKEN/SAXETEN

Season 1	Season 2
Aug 31, 2024 - Sep 15, 2024	Jun 29, 2024 - Aug 30, 2024
Daily arrival	Daily arrival

Interlaken/Saxeten		
Double room p. P.	125.-	125.-
Surcharge single room	75.-	75.-
Kandersteg		
Double room p. P.	125.-	125.-
Surcharge single room	59.-	59.-

Prices per person in CHF

SERVICES & INFORMATION

Services

Included:

- Accommodation in your selected category incl. breakfast
- Half-board in the alpine huts (4x)
- Luggage transfer Interlaken – Kandersteg
- Costs for luggage pick up at the station
- Subsidy for arrival by train
- Carefully elaborated route descriptions
- Travel documents (1x per room)
- Navigation app and GPS data available
- SwitzerlandMobility-Plus subscription for one year
- Service-Hotline

Note:

- Tourist tax, if due, is not included in the price
- Reservation fee of CHF 20.- per adult (incl. legally required customer money protection)

Information

Arrival/Departure:

- Arrival by public transport in Interlaken. For direct arrival: Suitcases must be handed in at the luggage counter by 10:00 a.m.

Further information:

- Overnight stays at the Alpine huts require suitable sleeping bags.
- We recommend that you take a look at the [SAC Mountain and Alpine hiking scale](#) for a better evaluation of the level of difficulty.
- Please note that there will be no luggage transport to each individual Alpine hut. Your baggage will be transported directly from the arrival location to the departure location.

Arrival by train:

Leave the car at home! For every bike, biking or hiking tour in Switzerland, you will receive an SBB coupon per participant, which you can use to **deduct CHF 10 from the ticket price** for traveling by train. The reduction can be obtained in the SBB online store or in the SBB app.

On many trips, we use the luggage counters at the stations at the beginning and at the end to hand over the suitcases. You can conveniently combine this right away when you arrive by train. **If you are a GA owner, you can provide this information when booking. We will credit you the amount on the invoice.** If you don't need the coupon for the trip itself, you can use it during the year. Unfortunately, a retroactive refund is not possible for administrative reasons.

Travel documents

Travel documents "digital"

We reduce the amount of printed documents. You will receive instructions to help you find your way around using the Eurotrek Travel Guide App. We provide you with further information online.


In advance you will receive a package of documents with the following contents:


- Your travel program
- Luggage tags
- Description of how to use the app
- Any vouchers
- Detailed program with map sections

The Eurotrek Travel Guide App will help you additionally to find your way around. In addition to your digital map, you will find further information about your booked trip. The app is also available offline, simply download the trip in advance.

CONTACT & BOOKING

Do you still have questions about the tour? We are happy to help and look forward to your inquiry.

 +41 443161000

 eurotrek@eurotrek.ch

Book now