

★★★★★ (31)

# HIKING HOLIDAYS THUNERSEE- PANORAMAWEG

Hiking: Lake Thun Panorama Trail

## Deep gorges and high peaks

The pyramid-shaped peak of the Niesen watches over the southern shore of Lake Thun and accompanies you on this scenic hiking tour. The first stage ends with a walk across the Gummischlucht gorge, after which you continue on to lively Interlaken.

Spectacular suspension bridges, the Beatus Caves and the Weissenau Nature Reserve make the following days an extremely entertaining and idyllic pleasure. In the picturesque bay of Spiez you will make a short stopover before your hike ends at the foot of the Niesen.





4 Days / 3 Nights



Self-guided tour

To the online version





# ITINERARY

DAY  
1

## Arrival to Thun | Thun – Sigriswil

From the historic city of Thun with its medieval castle, the hike leads past idyllic places like Hünibach and Aeschlen. Shortly afterwards, the spectacular Sigriswil panoramic bridge high above Lake Thun is waiting to be crossed.



 approx. 4 h     approx. 12 km     640 m     400 m

---

DAY  
2

## Sigriswil – Interlaken

From Sigriswil, the route leads to Merligen on the lakeside, where the pilgrim's path towards Interlaken is reached. At the foot of the Niederhorn, the path leads past the St. Beatus Caves. In addition to the lakeside trail through the nature reserve (Aare estuary into Lake Thun), the towns of Unterseen and Interlaken invite you to linger.

 approx. 5 h     approx. 17 km     460 m     700 m

---

DAY  
3

## Interlaken – Spiez

Along Lake Thun the hike leads via Därligen to Meielisalp above Leissigen. Above the Spissibach the suspension bridge provides an enchanting panorama. The trail takes you via Krattigen past the Faulensee lake to Spiez, which lies in the most beautiful bay in Europe, with its castle and vineyards.





 approx. 6 h     approx. 20 km     740 m     760 m

---

DAY  
4

## Spiez – Thun | Departure or extension

This route leads back to Thun via the Spiezberg and the tranquil lakeside path along Lake Thun. A detour to the church of Einigen illustrates the 1'300-year-old cultural history of Lake Thun. Finally, numerous restaurants await tired hikers in the town.

 approx. 4 h     approx. 14 km     340 m     340 m

---

# TOUR CHARACTER

Well accessible paths lead around Lake Thun. Good basic fitness is required for the sometimes long stages. A special highlight is the crossing of the various suspension bridges on the northern shore of the lake.

## The Panorama Rundweg Thunersee on SwitzerlandMobility

- [Details about the route](#)



# PRICES & DATES

## PLACE OF ARRIVAL: THUN

**Season 1**

06.04.2024 - 26.04.2024 | 28.09.2024 - 13.10.2024 |  
Arrival daily

**Season 2**

30.03.2024 - 05.04.2024 | 27.04.2024 - 27.09.2024 |  
Arrival daily

Lake Thun Panorama Trail, 4 days, CH-BDWTT-04X

Base price	745.-	779.-
Surcharge single room	239.-	239.-

Category: 3\*-and 4\*-hotels

# ADDITIONAL NIGHTS

## PLACE OF ARRIVAL: THUN

**Season 1**

Apr 6, 2024 - Apr 26, 2024 |  
Sep 28, 2024 - Oct 13, 2024 |  
Arrival daily

**Season 2**

Mar 30, 2024 - Apr 5, 2024 |  
Apr 27, 2024 - Sep 27, 2024 |  
Arrival daily

Thun

Double room p. P.	129.-	129.-
Surcharge single room	59.-	59.-

Thun

Double room p. P.	129.-	129.-
Surcharge single room	59.-	59.-

Prices per person in CHF

# SERVICES & INFORMATION

## Services

### Included:

- Accommodation as mentioned incl. breakfast
- Daily luggage transfer
- Costs for luggage pick-up at the station (for direct arrival and departure)
- Subsidy for arrival by train
- Crossing Panoramabridge Sigriswil
- Carefully elaborated route description
- Travel documents (1 x per room)
- Navigation app and GPS data
- SwitzerlandMobility-Plus subscription for one year
- Service hotline

### Note:

- Tourist tax, if due, is not included in the price
- Reservation fee of CHF 20.- per adult (incl. legally required customer money protection)

## Information

### Arrival/Departure:

- Arrival by public transport to Thun. If you arrive directly, hand in your luggage at the luggage counter by 10 a.m. at the latest.
- Departure by public transport from Thun. In case of direct departure, luggage must be returned to the luggage counter by 5 p.m. at the latest.

### Arrival by train:

Leave the car at home! For every bike, biking or hiking tour in Switzerland, you will receive an SBB coupon per participant, which you can use to **deduct CHF 10 from the ticket price** for traveling by train. The reduction can be obtained in the SBB online store or in the SBB app.

On many trips, we use the luggage counters at the stations at the beginning and at the end to hand over the suitcases. You can conveniently combine this right away when you arrive by train. **If you are a GA owner, you can provide this information when booking. We will credit you the amount on the invoice.** If you don't need the coupon for the trip itself, you can use it during the year. Unfortunately, a retroactive refund is not possible for administrative reasons.

## Travel documents

### Travel documents "digital"



We reduce the amount of printed documents. You will receive instructions to help you find your way around using the Eurotrek Travel Guide App. We provide you with further information online.



In advance you will receive a small package of documents with the following contents:

- Your travel program
- Luggage tags
- Description of how to use the app
- Any vouchers

The Eurotrek Travel Guide App will help you find your way around. In addition to your digital map, you will find further information about your booked trip. The app is also available offline, simply download the trip in advance.

# CONTACT & BOOKING

Do you still have questions about the tour? We are happy to help and look forward to your inquiry.

 +41 443161000  
 eurotrek@eurotrek.ch

**Book now**