











★★★★★ (1)

HIKING HOLIDAYS BERNINA TREK CLASSIC

Eurotrek Alpine: Bernina Trek classic

From Engadin to Val Poschiavo

The Piz Bernina is the only four-thousander of the Eastern Alps. Mighty he sits alongside his brothers Piz Palü, Bellavista and Piz Morteratsch over a captivating glacial landscape. This trekking tour takes you around precisely this mountain on the imposing "Bianco-Grat" from hut to hut and from Engadin all the way to Val Poschiavo.

As if these ice giants were barring the passage, they stand like a shield wall before the charming Val Poschiavo and the southern "Italianità". You will discover the Bernina Range from every view. And do not fret: There is indeed a passage into the South. And it is a highly addictive one.




8 Days / 7 Nights



Self-guided tour

To the online version



ITINERARY

DAY
1

Arrival in Zuoz | Zuoz – Chamanna d'Es-cha

Arrival in Zuoz, luggage drop-off at the train station. The opening stage of this tour is held short due to its lengthy journey there. Still, the ascent to the Chamanna d'Es-cha will raise heartbeats. Start your trek by marvelling at the magnificent Engadin houses of Zuoz.

The path then leads you past the Alp Es-cha Dadour and over a terrace up to the first mountain hut. A heavenly panorama of the Engadin offers itself up from your advantageous viewpoint here.

 approx. 3 h  approx. 7 km  940 m  40 m

DAY
2

Chamanna d'Es-cha – Chamanna Jenatsch

After a simple start it truly gets going today. At first you climb over the Fuorcla Gualdauna down to the Albula Hospiz. From the top of the pass the path leads briefly downhill until you reach the crystal blue Lake Lais digl Crap Alv. You continue on to the Fuorcla Crap Alv and on steep, winding roads down into Val Bever.

Once you reach the bottom follow the turquoise blue lake Beverin into the valley. The Chamanna Jenatsch is visible from far away, but the last few meters to the highest SAC hut of the Grisons are once again challenging.

 approx. 8 h  approx. 24 km  1'090 m  1'030 m





DAY
3

Chamanna Jenatsch – St. Moritz

This leg of the journey is shorter, but you still shouldn't underestimate the Fuorcla Suvretta. The path from the Chamanna Jenatsch leads briefly downhill. On the previous day the Beverin rushed with full force into the valley; now little bridges already suffice to cross it.

Soon the ground becomes steeper and rougher. Passing over scree, you will reach the Fuorcla Suvretta. The last few meters of your journey are unwieldy and challenging. There are no exposed sites, yet it calls for caution.



After the pass, the descent to Lej Suvretta follows. Here you will find another picturesque mountain lake. Then it is not much farther: In a constant descent you reach St. Moritz, where your luggage awaits you at the hotel.

 approx. 4 h  approx. 12 km  600 m  1'030 m

DAY
4**St. Moritz – Chamanna Tschierva**

The PostBus takes you to the valley station of the Corvatsch cable car in Silvaplana. Here the hike into the famous Val Roseg begins. You may shorten your ascent to Fuorcla Surlej by taking the Corvatsch cable car to Murtèl.





From there it is but a stone's throw to Fuorcla Surlej, your first stage goal of the day. The view of the Bernina Range turns the descent into Val Roseg into a real treat. Upon your arrival one last long ascent to the Chamanna da Tschierva follows.

 approx. 4 – 7 h  approx. 12 – 18 km  720 – 1'560 m  850 m

DAY
5**Chamanna Tschierva – Chamanna Boval**

The path via Pontresina and Morteratsch won't require ice axe, rope, and crampons, which is why you will follow it to Chamanna Boval. At first you return to the Hotel Roseg.





The hike leads you past Arven and Lärchen towards Pontresina and on to the Morteratsch railway station. On your trek you will pass the snout of the homonymous glacier and up to the Chamanna Boval.

 approx. 7 h  approx. 22 km  690 m  780 m

DAY
6**Chamanna Boval – Rifugio Saoseo**





The royal stage into the Italian speaking parts of Switzerland first takes you back down to the Morteratsch railway station. A train ride to the Lagalp railway station follows, and from there you will hike over the homonymous valley to the Alpine Lake Lei Minor.

A short, pathless section leads you down to the mountain pass, which leads you to the Albergo La Rösa. It used to be a rest area for stagecoaches and muleteers; today it is a popular restaurant with good cuisine. After the midday break you will continue downhill to Val da Camp, from where you ascend pass the Hamlet Salva the Rifugio Saoseo.

 approx. 6.5 h  approx. 23 km  815 m  1'600 m

DAY
7**Rifugio Saoseo – Poschiavo**

From Rifugio it will only take you a brief moment to reach the idyllic Lake Poz da Rügiul. The climb to the raised bog Plan da San Franzesch with its grand view of the Bernina Range and the Piz Palü begins here. A pleasant path takes you past viewpoints and small hamlets to Poschiavo, which is the municipality of the valley it shares its name with.

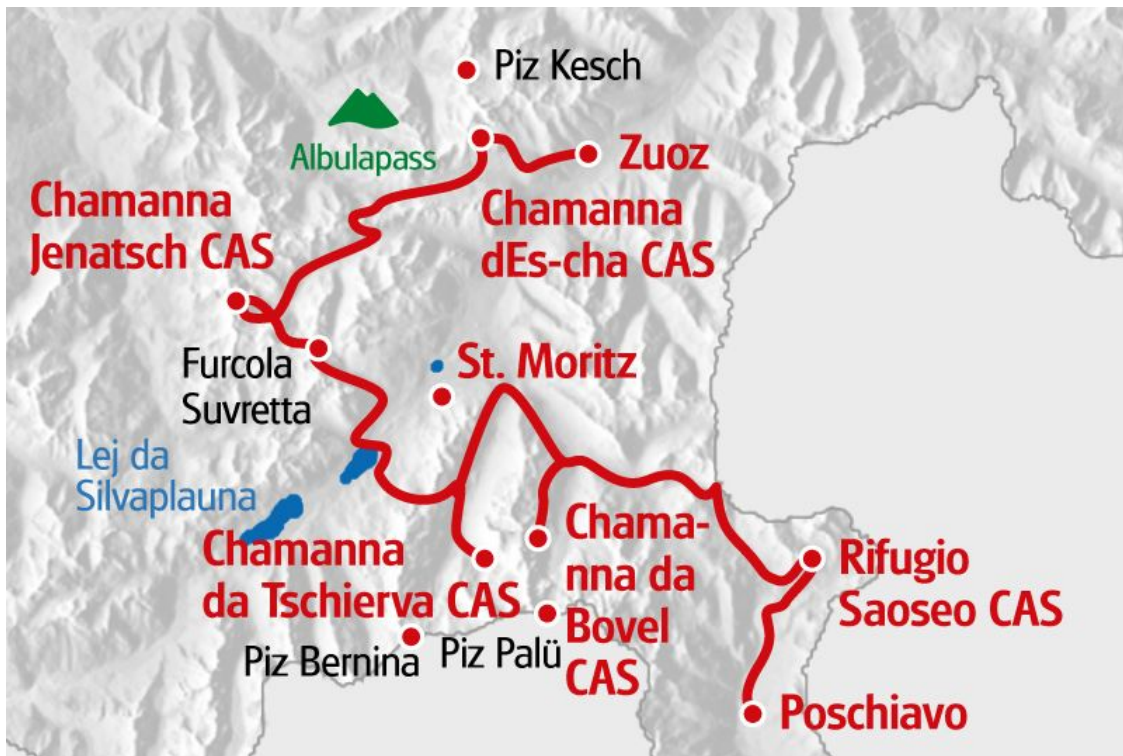
 approx. 4.5 h  approx. 14 km  320 m  1'290 m

DAY
8

Departure or extension

TOUR CHARACTER

The Bernina Trek is a challenging mountain hike (T3 on the SAC Mountain and Alpine hiking scale) and requires a very good physical condition. The stages of the tour are very lengthy, and surefootedness and absence of vertigo are essential for this tour. Furthermore, a good sense of direction is imperative for the Fuorcla Minor passage, because a brief section of the descend occurs on a pathless route to the mountain road (The road is visible throughout the section).



PREISE & TERMINE

PLACE OF ARRIVAL: ZUOZ

Season Saison 1

31.08.2024 - 15.09.2024 |
Daily arrival

Season Saison 2

29.06.2024 - 30.08.2024 |
Daily arrival

Eurotrek Alpine: Bernina Trek Classic, 8 days, CH-GRAZP-08X		
Base price	1'085.-	1'155.-
Packed lunch	89.-	89.-
Deduction for SAC members	-60.-	-60.-
Surcharge single room	95.-	95.-

Kategorie: Dormitories in the SAC huts, 4* hotels in St. Moritz & Poschiavo

ADDITIONAL NIGHTS

PLACE OF ARRIVAL: ZUOZ

Season Saison 1

Aug 31, 2024 - Sep 15, 2024 |
Daily arrival

Season Saison 2

Jun 29, 2024 - Aug 30, 2024 |
Daily arrival

Zuoz		
Double room p. P.	139.-	139.-
Surcharge single room	40.-	40.-
Poschiavo		
Double room p. P.	109.-	109.-
Surcharge single room	40.-	40.-

Prices per person in CHF

SERVICES & INFORMATION

Services

Included:

- Accommodation in your selected category incl. breakfast
- 5x half-board in the SAC huts
- 2x luggage transfers (Zuoz – St. Moritz and St. Moritz – Poschiavo)
- Costs for luggage pick-up at the station (for direct arrival and departure)
- Subsidy for arrival by train
- Carefully elaborated route
- Travel documents (1 x per room)
- Navigation app and GPS data available
- SwitzerlandMobility-Plus subscription for one year
- Service hotline

Note:

- Train ride from Pontresina to Morteratsch is not included in the prices (approx. CHF 6.- per person with the half fare card)
- Tourist tax, if due, is not included in the price
- Reservation fee of CHF 20.- per adult (incl. legally required customer money protection)

Information

Arrival/Departure:

- Arrival by public transport in Zuoz. Suitcases must be handed in by 10:00 a.m.

Further information:

- Overnight stays at the Alpine huts require suitable sleeping bags.
- We recommend that you take a look at the [SAC Mountain and Alpine hiking scale](#) for a better evaluation of the level of difficulty.
- Please note that there will be no luggage transport to each individual Alpine hut. Your baggage will be transported directly from the arrival location to the departure location.

Arrival by train:

Leave the car at home! For every bike, biking or hiking tour in Switzerland, you will receive an SBB coupon per participant, which you can use to **deduct CHF 10 from the ticket price** for traveling by train. The reduction can be obtained in the SBB online store or in the SBB app.

On many trips, we use the luggage counters at the stations at the beginning and at the end to hand over the suitcases. You can conveniently combine this right away when you arrive by train. **If you are a GA owner, you can provide this information when booking. We will credit you the amount on the invoice.** If you don't need the coupon for the trip itself, you can use it during the year. Unfortunately, a retroactive refund is not possible for administrative reasons.

Travel documents

Travel documents "digital"

We reduce the amount of printed documents. You will receive instructions to help you find your way around using the Eurotrek Travel Guide App. We provide you with further information online.

In advance you will receive a package of documents with the following contents:

- Your travel program
- Luggage tags
- Description of how to use the app
- Any vouchers
- Detailed program with map sections

The Eurotrek Travel Guide App will help you additionally to find your way around. In addition to your digital map, you will find further information about your booked trip. The app is also available offline, simply download the trip in advance.

CONTACT & BOOKING

Do you still have questions about the tour? We are happy to help and look forward to your inquiry.

 +41 443161000

 eurotrek@eurotrek.ch

Book now