

★★★★★ (5)

HIKING HOLIDAYS SENTIERO LAGO DI LUGANO

Hiking: Sentiero Lago di Lugano Swiss

Ticino altitude rush

The northern part of the Sentiero Lago di Lugano is considered the king's tour in the Ticino hiking country. It leads past Monte Tamaro, up to the summit of Gazzirola and in a spectacular arc around the lonely Val Colla. Afterwards you will hike to the southernmost corner of Switzerland: a visit to the fossils of Monte Giorgio and a true high altitude rush on Monte Generoso, which ends smoothly in the gentle flora of the Valle di Muggio. An impressive hike that lets you experience Ticino with all your senses.





8 Days / 7 Nights



Self-guided tour

To the online version




ITINERARY

DAY
1

Arrival to Lugano | Lugano – Miglieglia





Arrival and luggage drop-off in Lugano. Train ride to Magliaso. Ideal stage for entering: Moderate climb, cool woods, a beautifully restored old mill. The Museo del Malcantone in Curio and the typical Ticino dry stone walls along the way are also interesting.

 3 h  approx. 10 km  570 m  155 m

DAY
2

Miglieglia – Rivera/Lugano


Cable car ride up to Monte Lema. A spectacular hike over the ridge between Monte Lema and Monte Tamaro follows, with an impressive panoramic view of northern Italy, Ticino and the Alps. From the Alpe Foppa with its Botta church, which is worth visiting, onward with the cable car down to Rivera and bus ride to Lugano for overnight stay.

 approx. 4.5 h  approx. 13 km  825 m  855 m

DAY
3

Lugano – Monte Bar

Bus ride to Medeglia. Past the Gola di Lago crossing with its peat bog of national importance, the route climbs up to the Motto della Croce cross, visible from afar. The following two stages in the Val Colla can be easily viewed from here.

 approx. 4 h  approx. 11 km  1'090 m  185 m

DAY
4

Monte Bar – Pairolo

A spectacular tour over ridges, borders and with panoramic views with the Gazzirola as the highlight. Rest at San Lucio, where a small lake and a little church invite you to take a break. Through limestone landscapes with special vegetation on to the Capanna Pairolo.

 approx. 7 h  approx. 16 km  1'275 m  1'525 m

DAY
5**Pairolo – Lugano**

The tour leads past the rock formations of the Denti della Vecchia over Monte Boglia through beech forests and plateaus to Monte Bré, the viewing platform high above Lugano.

🕒 approx. 4.5 h 📏 approx. 11 km ⬆️ 760 m ⬇️ 1'210 m

DAY
6**Lugano – Serpiano**

The hike from Monte San Salvatore to Morcote is a classic for the whole family. It always goes a little downhill, forest sections alternate with pretty villages, nice grotti and beautiful views along the way. From Morcote by boat to Brusino and by cable car up to your accommodation in Serpiano.

🕒 5.5 h 📏 approx. 15 km ⬆️ 1'255 m ⬇️ 910 m

DAY
7**Serpiano – Mendrisio**

Monte San Giorgio, also known as the "Mountain of Fossils," is a UNESCO World Heritage Site. Dinosaur fossils dating back 230-240 million years can be admired in a small museum in Meride. Then descend to the shores of Lago di Lugano and overnight in Mendrisio.

🕒 5 h 12 km ⬆️ 790 m ⬇️ 1'150 m

DAY
8**Circular hike Monte Generoso | Departure or extension**

By train up to Monte Generoso to the Fiore di pietra, built by star architect Mario Botta. Monte Generoso is more than a mountain railway destination. The descent into the Valle di Muggio brings surprises, for example the Nevère (natural refrigerators) or way down in the Mendrisiotto, the impressive Breggia gorges. After arrival in Mendrisio individual departure.

🕒 6 h 📏 approx. 20 km ⬆️ 580 m ⬇️ 1'580 m

TOUR CHARACTER

A spectacular high-level hike through the Sottoceneri. The ridge hikes and summit tours require good basic fitness and sure-footedness. No luggage transport is possible during the two stages in the Val Colla.

The Sentiero Lago di Lugano at SwitzerlandMobility

- [Details about the route](#)



PRICES & DATES

PLACE OF ARRIVAL: LUGANO

Season 2
18.05.2024 - 14.09.2024 |
Daily Arrival

Sentiero Lago di Lugano, 8 days, CH-TSWLM-08X

Base price	1'299.-
Surcharge single room	229.-

Category: middle class hotels & 1 x SAC hut Monte Bar (dormitory, shower/WC in the corridor), 1 x hostel in Pairolo (shower/WC in the corridor)

ADDITIONAL NIGHTS

PLACE OF ARRIVAL: LUGANO

Season 2
May 18, 2024 - Sep 14, 2024 |
Daily Arrival

Lugano

Double room p.P.	105.-
Surcharge single room	25.-

Mendrisio

Doppelzimmer p.P.	105.-
Surcharge single room	55.-

Prices per person in CHF

SERVICES & INFORMATION

Services

Included:

- Accommodation as mentioned incl. breakfast
- 2x half board (Monte Bar & Pairolo)
- Daily luggage transfers (except Monte Bar & Pairolo)
- Costs for luggage pick-up at the station (for direct arrival and departure)
- Subsidy for arrival by train
- Ticino Ticket with numerous inclusive services and discounts
- Entrance to the fossil Museum Monte San Giorgio
- Carefully elaborated route description
- Detailed travel documents (1 x per room)
- Navigation app and GPS data available
- SwitzerlandMobility-Plus subscription for one year

- Service hotline

Note:

- Rides by ship, cable car and public transport are not included in the price (approx. CHF 100.- per person with half fare ticket)
- Tourist tax, if due, is not included in the price
- Reservation fee of CHF 20.- per adult (incl. legally required customer money protection)

Information

Arrival/Departure:

- Arrival by public transport to Lugano. If you arrive directly, hand in your luggage at the luggage counter by 10:00 a.m. at the latest.
- Departure by public transport from Mendrisio. In case of direct departure, suitcases must be returned to the luggage counter by 5:00 p.m. at the latest.

Arrival by train:

Leave the car at home! For every bike, biking or hiking tour in Switzerland, you will receive an SBB coupon per participant, which you can use to **deduct CHF 10 from the ticket price** for traveling by train. The reduction can be obtained in the SBB online store or in the SBB app.

On many trips, we use the luggage counters at the stations at the beginning and at the end to hand over the suitcases. You can conveniently combine this right away when you arrive by train. **If you are a GA owner, you can provide this information when booking. We will credit you the amount on the invoice.** If you don't need the coupon for the trip itself, you can use it during the year. Unfortunately, a retroactive refund is not possible for administrative reasons.



Travel documents

Travel documents "digital"

We reduce the amount of printed documents. You will receive instructions to help you find your way around using the Eurotrek Travel Guide App. We provide you with further information online.

In advance you will receive a small package of documents with the following contents:

- Your travel program
- Luggage tags
- Description of how to use the app
- Any vouchers

The Eurotrek Travel Guide App will help you find your way around. In addition to your digital map, you will find further information about your booked trip. The app is also available offline, simply download the trip in advance.

CONTACT & BOOKING

Do you still have questions about the tour? We are happy to help and look forward to your inquiry.

 +41 443161000
 eurotrek@eurotrek.ch

Book now