











★★★★★ (6)

BIKING HOLIDAYS PANORAMA BIKE FRIBOURG

Biking: Panorama Bike

From Lake Thun to Lake Geneva

Challenging climbs and thrilling descents and single trails. A bike trip in Switzerland cannot get any better than riding in the Fribourg Alps. You start the tour at Lake Thun, with the ascent through the Gantersch region being a real challenge for the legs.

You will be rewarded for your efforts by the sparkling Schwarzsee and beautiful trails. Enjoyment in Charmey, fresh mountain air in Les Paccots and finally a walk along the lake promenade in Montreux are the crowning moments of the panorama bike on the last kilometres.




4 Days / 3 Nights



Self-guided tour

To the online version






ITINERARY

DAY
1

Arrival to Thun | Thun – Schwarzsee




Luggage drop-off in Thun. From the scenic town of Thun by the same-named lake, the route heads up towards the Gurnigel Pass into the untouched Alpine foothills of the Gantrisch region. Panoramic single trails lead into the Fribourg Alps and Lake Schwarzsee.

 approx. 48 km (Singletrails: 7 km)  1'535 m  1'105 m

DAY
2

Schwarzsee – Gruyères




Deep blue Lake Schwarzsee lies in a rock basin surrounded by rugged cliffs. Cross the language border and continue past the idyllically situated Carthusian monastery at Valsainte and on to the Pays de Gruyère, known worldwide for its cheese.

 approx. 30 km (Singletrails: 5 km)  770 m  1'020 m

DAY
3

Gruyères – Les Paccots




Striking Gruyères Castle from the 11th century and the Lac de la Gruyère – the hallmarks of the region – can be seen close-up on this tour. The route leads around the Moleson, over Alpine meadows and through forest to Les Paccots.

 approx. 27 km (Singletrails: 5 km)  1'200 m  915 m

DAY
4

Les Paccots – Montreux | Departure or extension

The final stage of the Panorama Bike is nothing less than spectacular: From the tiny ski area of Les Paccots, the route climbs continually to the Col de Soladier, on along an attractive high-level route to Col de Jaman, above Montreux. Then follows a thrilling 1'200 metre descent to the shores of Lac Léman. Departure from Montreux.

 approx. 30 km (Singletrails: 1 km)  780 m  1'445 m

TOUR CHARACTER

Good physical condition is essential for the ascents in the Gantrisch area. The first stage is also technically more difficult. After that it will be easier and occasional trails will bring variety.

Find more information about the region [here](#).

The Panorama Bike at SwitzerlandMobility

- [Details about the route](#)



PRICES & DATES

PLACE OF ARRIVAL: THUN

Season 1	Season 2
14.09.2024 - 29.09.2024 Arrival daily	18.05.2024 - 13.09.2024 Arrival daily

Panorama Bike: Fribourg, 4 days, CH-BDATM-04X		
Base price	725.-	749.-
Surcharge single room	189.-	189.-

Category: middle class hotels

ADDITIONAL NIGHTS

PLACE OF ARRIVAL: THUN

Season 1	Season 2
Sep 14, 2024 - Sep 29, 2024 Arrival daily	May 18, 2024 - Sep 13, 2024 Arrival daily

Thun		
Double room p.P.	135.-	135.-
Surcharge single room	60.-	60.-
Montreux		
Double room p.P.	85.-	85.-
Surcharge single room	45.-	45.-

Our rental bikes

Price

MTB Fully	215.-
E-MTB Fully	249.-

Prices per person in CHF

SERVICES & INFORMATION

Services

Included:

- Accommodation as mentioned incl. breakfast
- Daily luggage transfers
- Costs for luggage pick-up at the station (for direct arrival and departure)
- Subsidy for arrival by train
- Boat trip Gersau - Beckenried
- Carefully elaborated route
- Travel documents (1 x per room)
- Navigation app and GPS data available
- SwitzerlandMobility-Plus subscription for one year
- Service hotline

Note:

- Tourist tax, if due, is not included in the price
- Reservation fee of CHF 20.- per adult (incl. legally required customer money protection)

Information

Arrival/Departure:

- Arrival by public transport to Thun. For direct arrival: Suitcases must be handed in at the luggage counter by 10:00 a.m. at the latest.
- Departure by public transport from Montreux. For direct departure: Suitcases will be returned to the luggage counter by 5:00 p.m. at the latest.

Arrival by train:

Leave the car at home! For every bike, biking or hiking tour in Switzerland, you will receive an SBB coupon per participant, **which you can use to deduct CHF 10 from the ticket price for traveling by train.** The reduction can be obtained in the SBB online store or in the SBB app. On many trips, we use the luggage counters at the stations at the beginning and at the end to hand over the suitcases. You can conveniently combine this right away when you arrive by train. **If you are a GA owner, you can provide this information when booking. We will credit you the amount on the invoice.** If you don't need the coupon for the trip itself, you can use it during the year. Unfortunately, a retroactive refund is not possible for administrative reasons.

Travel documents

Travel documents "digital"

We reduce the amount of printed documents. You will receive instructions to help you find your way around using the Eurotrek Travel Guide App. We provide you with further information online.



In advance you will receive a small package of documents with the following contents:

- Your travel program
- Luggage tags
- Description of how to use the app
- Any vouchers

The Eurotrek Travel Guide App will help you find your way around. In addition to your digital map, you will find further information about your booked trip. The app is also available offline, simply download the trip in advance.

CONTACT & BOOKING

Do you still have questions about the tour? We are happy to help and look forward to your inquiry.

 +41 443161000
 eurotrek@eurotrek.ch

Book now